

# Vuelo de Pájaros

Afinación Ronroco  
Ronroco's tuning

Italo Pedrotti



*Ad libit*

C. VII

Guitarra

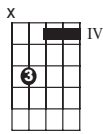
Guit.

Guit.

Guit.

Charango

Guit.



Char.

Guit.

© Italo Pedrotti

Char.

Guit.

Ronroco

Char.

Guit.

Rnco.



Char.

Guit.

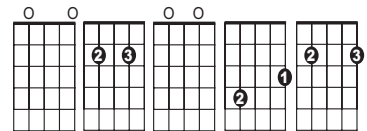
Rnco.

Char. 

Guit. 

Rnc. 

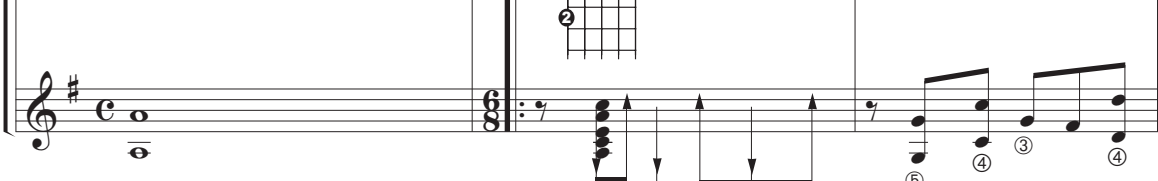
1ª vez: *mf* 2ª vez: *p* y crece




Three guitar chord diagrams are shown. The first two are open chords with no frets indicated. The third is a barre chord with fret numbers 2, 3, 4, 5 on strings 2, 3, 4, and 5 respectively.

Char. 

Guit. 

Rnc. 

*p* i m a p

Char. 

Guit. 

Rnc. 

1ª vez 2ª vez

*p*

Char. *mp* *p* *mp*

Guit.

Rnc. ③

Char. ④ ① ②

Guit.

Rnc.

Char. *mf*

Guit. C. II C. V

Rnc. ① ② ③ ④ ⑤ ⑤ ④ ③ ② ① ⑤ ④ ③ ② ①

1 2 3 4

2 3

Char.

Guit.

Rnco.

1 IV

1 VII

5 4 3 2 1

5 4 3 2 1

1 2 3 4

1 3

1 2 3 4

1 3

Char.

Guit.

Rnco.

*p*

C. V

*p*

*mp*

1 2 3 4

1 2 3 4

1 2 3 4

1 2 3 4

1 2 3 4

Char.

Guit.

Rnco.

C. V

C. III

Char. *m p m p m i p p m p p m p m p*

Guit. C. VII

Rnc. *mp*

Char.

Guit.

Rnc. *mp*

Char.

Guit. C. VII *mp*

Rnc. *mp*

Char. *p* súbito

Guit. *p* súbito

Rnc. *p* súbito

Char. *p* súbito

Guit. *p* súbito

Rnc. *p* súbito

Improvisación de charango (cantidad indefinida de compases)

Char. / / /

Guit. *p* súbito

Rnc. *p* súbito

Char. *f*

Guit. *f*

i p i A i p A i p i A i p

Rnc. *f*

Two guitar chord diagrams are shown: the first has fingers 2 and 1 on strings 2 and 3 respectively; the second has fingers 2 and 1 on strings 3 and 4 respectively.

Char.

Guit.

Rnc.

Char.

Guit.

Rnc.



Char.

Guit.

Rnc.

Char.

Guit.

Rnc.

Char.

Guit.

Rnc.

Char.

Guit.

Rnc.

Char.

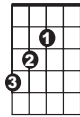
Guit.

Rnc.

Char.

Guit.

Rnc.



Char. *rall.*

Guit. *dim.*

Rnc. *dim.*

② ③ ④ ③

Char. *Senza tempo (lento)* *mp* *Fin*

Guit. *mp*

Rnc.