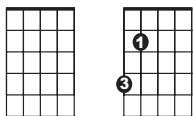


Ojito de Agua

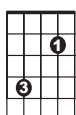
Adrián Otárola



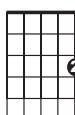
$\bullet = 88$

i p m p p p m p

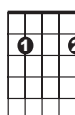
i p m p p p m p i p m p p p m p



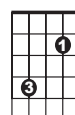
Em



C

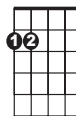


D



Em


ñ a m i p p i i i i a p m p m p m p



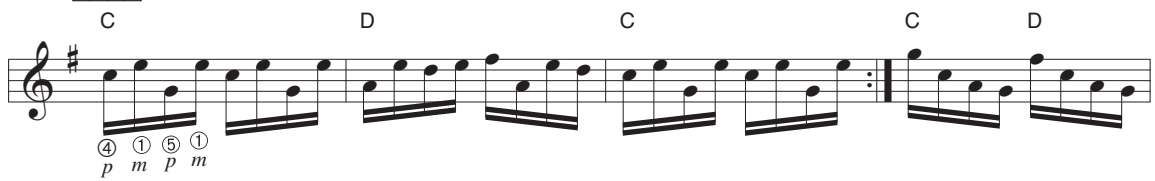
p m p m a p m p

© Adrián Otárola
 Versión de Horacio Durán
 e Italo Pedrotti

0 0 0



C D C C D



4 1 5 1
p m p m

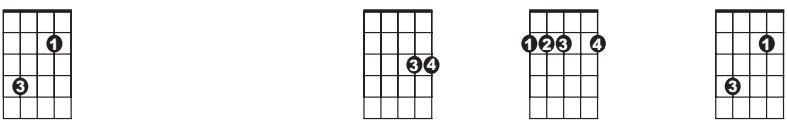
Em D Em D Em D



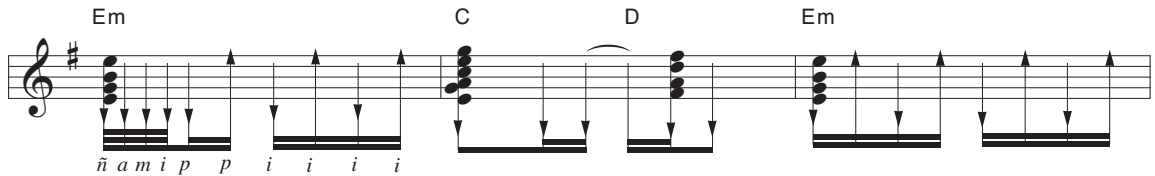
Em D Em D Em D



Em D Em D Em D

Em C D Em



n̄ a m i p p i i i i

The page contains five systems of guitar instruction, each consisting of chord diagrams and a musical staff. The systems are as follows:

- System 1:** Chord diagrams for C (3,4), D (1,2,3,4), Em (3, 1), and D (1,2,3,4). The staff shows a sequence of chords with rhythmic patterns and triplets. The word "R" is written under the rhythmic patterns.
- System 2:** Chord diagrams for C (4), D (1,2,3,4), and C (4). The staff shows a sequence of chords with rhythmic patterns and triplets. The word "R" is written under the rhythmic patterns.
- System 3:** Chord diagrams for C (3,4), D (1,2,3,4), Em (3, 1), C (3,4), and D (1,2,3,4). The staff shows a sequence of chords with rhythmic patterns and triplets. The word "R" is written under the rhythmic patterns.
- System 4:** Chord diagrams for Em (3, 1), D (1,2,3,4), and C (0 0 0 0). The staff shows a sequence of chords with rhythmic patterns and triplets. The word "R" is written under the rhythmic patterns.
- System 5:** Chord diagrams for D (1,2,3,4), C (4), C (3,4), and D (1,2,3,4). The staff shows a sequence of chords with rhythmic patterns and triplets. The word "R" is written under the rhythmic patterns, and the word "i" is written under the final system's notation.

Em C D Em

a i i i i a i i i i i a i i i i a i i i i

D C

a i i i

D C C D

R

Em D Em D Em D

Em D Em D Em D

Em D Em D Em D Em

ritard